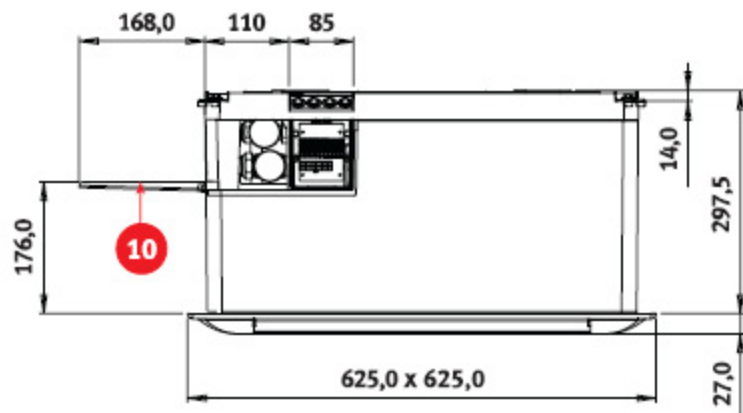
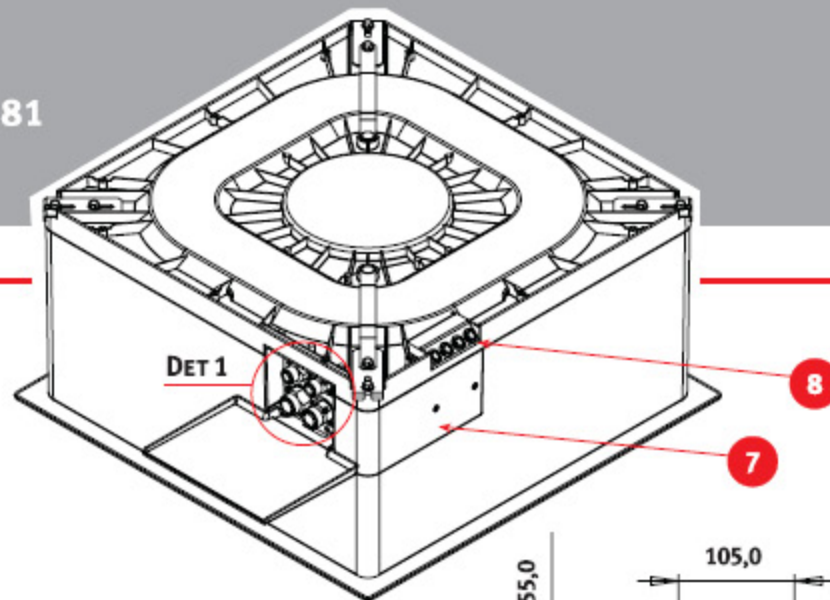
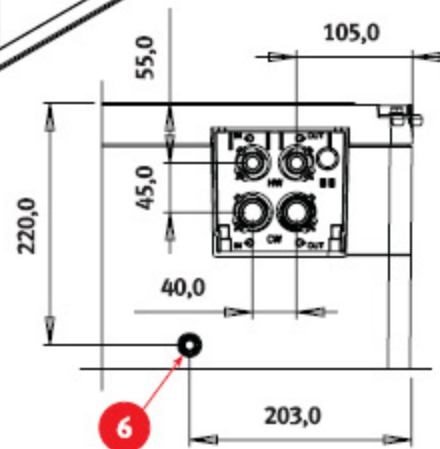


BOX 20...80 AND BOX 41...81

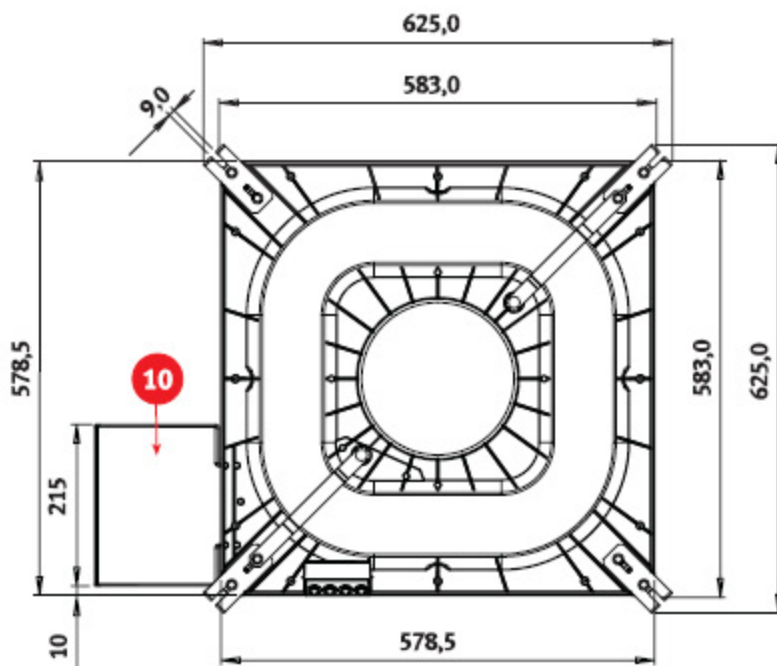
DIMENSIONAL DRAWING



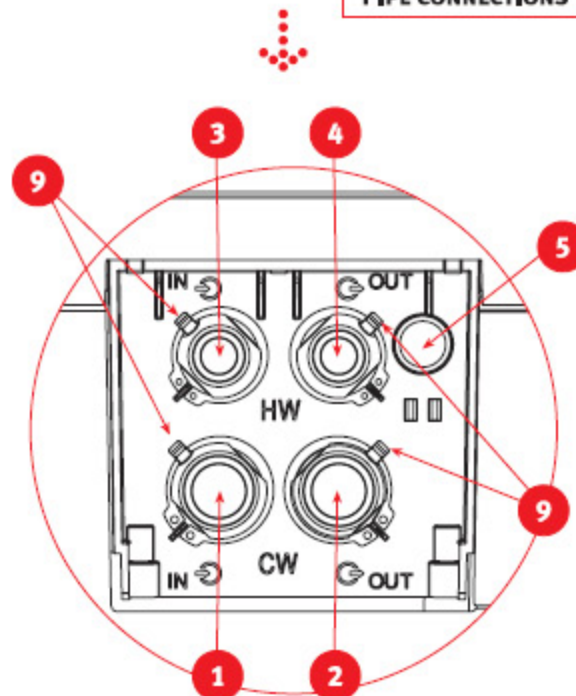
SIDE



PIPE CONNECTIONS



TOP



DET 1 / PIPE CONNECTIONS

BOX COMPOSITE CASSETTE

Quick and Environmentally Friendly Cooling



POS.	DESCRIPTION	ENGLISH
1	Cooling Water Inlet; 3/4" External thread	
2	Cooling Water Outlet; 3/4" External thread	
3	Hot Water Inlet; 1/2" External thread	
4	Hot Water Outlet; 1/2" External thread	
5	Condensate Water Outlet; Pipe external diam. 15,7 mm; Length 650 mm	
6	Condensate Water Free Drainage Outlet; Joint's external diam. 9 mm (to open - cut the joint's plastic cover)	
7	Electrical Box Cover	
8	External wiring	
9	Air-vent	
10	External drain-pan	

MODEL	20	40/41	60/61	80/81
Weight packed (kg)	24,5	25,3	25,7	26,5
Operation weight (kg)	25,5	26,5	27,5	28,3
Unit dimensions packed (mm)	595x595	595x595	595x595	595x595
Fascia dimensions packed (mm)	640x670	640x670	640x670	640x670

DOCUMENT	CASDD100269ENA		
Manufacturer:	Chiller Oy	Phone:	+ 358 (0)9 274 7670
Address:	Louhostie 2 FI-04300 Tuusula Finland	Fax:	+ 358 (0)9 274 767 77
		e-mail:	chiller@chiller.fi
		www:	www.chiller.fi



Progressive air-conditioning solutions